

2003

Leaf Springs



LESJÖFORS

2003

Leaf Springs



Contents

Page

General information	3
Important information	3
Bedford	4
Chevrolet	4
Chrysler	4
Citroën	4
Daihatsu	5
Fiat	5
Ford	5
Isuzu	6
Jeep	6
Mazda	7
Mercedes	7
Mitsubishi	7
Nissan	8
Opel	8
Peugeot	8
Renault	9
Suzuki	9
Talbot	9
Toyota	9
Vauxhall	10
Volkswagen	11

LESJÖFORS

– the complete spring package

GENERAL INFORMATION

LESJÖFORS LEAF SPRING...

...range covers most popular 4WD vehicles, light commercials, pick-ups and passenger cars. All articles in this catalogue are stock items. We also manufacture and distribute a wide range of standard, heavy duty, performance coil springs and gas springs.

TECHNICAL INFORMATION

The leaf springs on a vehicle has several important functions. They carry the weight and the load of the vehicle's body, and they also absorb the shocks caused by uneven roads. During braking and acceleration, they take up forces which try to "wind up" the springs, which means that strain increases at one end while it is reduced at the other. In older constructions, the springs have smooth brass bushes. Today, one mostly uses threaded bushes for heavy vehicles, while lighter vehicles can have leaf springs with other types of bushes. The bushes and the bolts take up all forces, which arise in a moving vehicle and transmit them to the body.









QUALITY

Lesjöfors leaf springs are made in Sweden to the highest standard from top quality steel in an ISO9002 environment. All springs are inspected and tested before delivery.

The Lesjöfors leaf springs are produced to OEM standard and finished with a light grey paint for protection and appearance.

"Lesjöfors Fjädrar AB" and "Lesjöfors Automotive" are registered Trade marks and cannot be used without written permission from the company. Reprinting or copying is only permissible with the written consent of the editor. All car makes, chassi numbers, OE.numbers, pictures and images are meant for illustration and information purposes only. The products are not produced by the OE.producer

IMPORTANT

-  Always check the form and notes of your old spring against the catalogue details before choosing your part.
-  Changing a spring can be a dangerous job and we recommend that you follow a recognised repair manual when changing a leaf spring.
-  When removing a leaf spring, first unfasten the spring from the axle and then from the fitting points on the body of the vehicle.
-  Check and clean all fitting points and repair or replace them as necessary.
-  Replace rusty U-bolts.
-  When replacing a leaf spring, first fasten the spring to the fitting points on the body of the vehicle and then attach to the axle and fit the U-bolts.
-  It is very important to ensure that the U-bolts or spring clamps are properly tightened to the correct level of torque. We recommend that you follow a recognised repair manual to check the correct torque.
-  If the clamps are not sufficiently tightened the springs will eventually be damaged and safety will be compromised.

Make / Model	Type	Year	Front/Rear	Part No.	Build	Width mm	Length mm	Notes
BEDFORD								946
Midi								
Midi 1.8L Van		1/85 - 12/88	Rear	61 946 04	3+1	60	550+650	
Midi 2.0L Diesel Van		1/85 - 12/88	Rear	61 946 04	3+1	60	550+650	
Midi 2.0L Euro-Van		1/88 - 12/94	Rear	61 946 04	3+1	60	550+650	
Midi 2.0L DT Euro-Van		1/88 - 12/94	Rear	61 946 04	3+1	60	550+650	
Midi 2.2L Diesel Euro-Van		1/88 - 12/94	Rear	61 946 04	3+1	60	550+650	
Midi 2.4L DT Van		1/95 - 12/97	Rear	61 946 04	3+1	60	550+650	
Midi 2.0L Euro-Van 4WD		1/88 - 12/94	Rear	61 946 04	3+1	60	550+650	
Midi 2.2L Diesel Euro-Van 4WD		1/88 - 12/94	Rear	61 946 04	3+1	60	550+650	
Rascal								
Rascal Van		83 - 93	Rear	61 946 05	3+1	50	500+500	
CHEVROLET								142
Astro								
Astro Pick-up		85 - 95	Rear	61 142 17	3+1	76	650+740	
Astro Pick-up		96 -	Rear	61 142 01	3+1	63	710+660	
Blazer								
Blazer 4WD	K20	73 - 91	Rear	61 142 02	4+1	63	660+660	
Pickup								
Pickup	CK1500-2500	88 - 94	Rear	61 142 07	4+1	63	810+810	1)
Pickup	CK1500-2500	88 - 94	Rear	61 142 08	3+1	63	810+810	1)
Suburban								
Suburban	CK10-20	73 - 87	Rear	61 142 09	7+1	63	660+762	1)
Suburban	CK20-30	73 - 87	Rear	61 142 10	8+1	63	660+762	1)
Suburban	CK10	88 - 91	Rear	61 142 21	5+1	63	660+762	1)
Van								
Van	G10-20	71 - 91	Rear	61 142 12	4+1	57	610+710	
Van HEAVY DUTY	G10-20	71 - 91	Rear	61 142 19	5+1	57	610+710	
Van	G20	92 - 95	Rear	61 142 13	4+1	57	660+710	
Van (spring length 1320mm)	G30	71 - 91	Rear	61 142 15	7+1+1	57	610+710	1)
Van (spring length 1370mm)	G30	82 - 91	Rear	61 142 14	7+1	57	660+710	1)
Van	S10	83 - 94	Rear	61 142 20	3+1	63	660+710	
1) Please check the build and length of the original part to ensure the correct leaf spring is selected.								
CHRYSLER								149
Voyager								
Voyager		88 - 95	Rear	61 149 01	3	63	750+680	1)
1) Suitable for vehicles equipped with either oval or circular rubber bushes.								
CITROEN								156
C25								
C25 1000, 1300, 1400	280 / 290	11/81 - 2/94	Rear	61 156 00	2+2	63	650+650	
Relay / Jumper								
Relay / Jumper 1000	230	3/94 -	Rear	58 156 01	1	80	715+715	
Relay / Jumper 1400	231	3/94 -	Rear	58 156 02	1	80	715+715	
Relay / Jumper 1800	232	3/94 -	Rear	58 156 03	1	80	715+715	
Relay / Jumper 1000, 1400, 1800 HEAVY DUTY	230, 231, 232	3/94 -	Rear	58 156 04	2	80	715+715	

Make / Model	Type	Year	Front/Rear	Part No.	Build	Width mm	Length mm	Notes
DAIHATSU								191
Fourtrak (Rocky)								
Fourtrak (Rocky) 2.8 Diesel SWB	F70	1/84 - 8/92	Front	60 191 03	2	60	520+650	1)
Fourtrak (Rocky) 2.8 Turbo Diesel SWB	F70	1/84 - 7/93	Front	60 191 03	2	60	520+650	1)
Fourtrak (Rocky) 2.8 Turbo Diesel LWB	F75	1/84 - 7/93	Front	60 191 03	2	60	520+650	1)
Fourtrak (Rocky) 2.8 Diesel LWB	F77	1/87 - 7/93	Front	60 191 03	2	60	520+650	1)
Fourtrak (Rocky) 2.0 Petrol SWB	F80	1/84 - 12/89	Front	60 191 03	2	60	520+650	1)
Fourtrak (Rocky) 2.0 Petrol LWB	F85	1/84 - 12/92	Front	60 191 03	2	60	520+650	1)
Fourtrak (Rocky) 2.2 Petrol LWB	F95	1/92 - 8/93	Front	60 191 03	2	60	520+650	1)
Fourtrak (Rocky) HEAVY DUTY	F70/F75/F77/F80/F85/F95	1/84 - 8/93	Front	60 191 00	3	60	515+640	1)
Fourtrak / Sportrak (Rocky)								
Fourtrak / Sportrak (Rocky) 2.8 Diesel SWB	F70	2/84 - 8/92	Rear	61 191 00	3+1	60	550+620	1)
Fourtrak / Sportrak (Rocky) 2.8 Turbo Diesel SWB	F70	2/84 - 7/93	Rear	61 191 00	3+1	60	550+620	1)
Fourtrak / Sportrak (Rocky) 2.8 Turbo Diesel LWB	F75	2/84 - 7/93	Rear	61 191 02	4+1	60	550+620	1)
Fourtrak / Sportrak (Rocky) 2.0 Petrol SWB	F80	1/84 - 12/89	Rear	61 191 00	3+1	60	550+620	1)
Fourtrak / Sportrak (Rocky) 2.0 Petrol LWB	F85	2/84 - 12/92	Rear	61 191 02	4+1	60	550+620	1)
Fourtrak / Sportrak (Rocky) 2.2 Petrol LWB	F95	1/92 - 8/93	Rear	61 191 02	4+1	60	550+620	1)
Sportrak / Foroza								
Sportrak / Foroza 1.6 Petrol DX, EL	F300	1/89 - 12/91	Rear	61 191 04	3+1	60	625+550	
Sportrak / Foroza 1.6i Petrol, Sti, ELXi	F300	1/90 - 4/98	Rear	61 191 04	3+1	60	625+550	
Sportrak / Foroza	F300	8/93 - 5/97	Rear	61 191 06	1+1	60	600+535	
Hi Jet								
Hi Jet Van	S85	92 -	Rear	61 191 05	2+2	60		
1) Please check the build and length of the original part to ensure the correct leaf spring is selected.								
FIAT								261
Ducato								
Ducato 10, 13, 14 (excluding 4WD)	280 / 290	9/81 - 2/94	Rear	61 261 00	2+2	63	650+650	
Ducato 10	230	3/94 -	Rear	58 261 01	1	80	715+715	
Ducato 14	231	3/94 -	Rear	58 261 02	1	80	715+715	
Ducato 18	232	3/94 -	Rear	58 261 03	1	80	715+715	
Ducato 10, 14, 18 HEAVY DUTY	230, 231, 232	3/94 -	Rear	58 261 04	2	80	715+715	
FORD								275
Capri								
Capri Mk2 HEAVY DUTY		74 - 88	Rear	61 275 00	4	50	490+700	
Capri Mk3		74 - 88	Rear	61 275 00	4	50	490+700	
Capri Mk3 2.8i		81 - 88	Rear	58 275 00	1	50	490+700	
Capri Mk3 3.0L		81 - 88	Rear	58 275 00	1	50	490+700	
Ecconline								
Ecconline	E250-350	75 - 91	Rear	61 275 01	7	76	605+787	
Ecconline	E350 Code H	92 - 98	Rear	61 275 27	4+1	76	605+790	
Escort								
Escort Van / Express (AVL)	60 Series	1/91 -	Rear	58 275 20	1+1	60	630+670	
Escort Van / Express (AVL)	75 Series	2/94 -	Rear	58 275 19	1+1	60	630+670	
Sierra								
Sierra Pick-up	P100	86 - 94	Rear	61 275 02	4+1	60	470+720	
<i>Ford continues...</i>								

Make / Model	Type	Year	Front/Rear	Part No.	Build	Width mm	Length mm	Notes
<i>Ford continued</i>								
Transit								
Transit 100, 130, 190		76 - 85	Front	57 275 02	1	60	535+670	
Transit 100, 100L, 130, 190		86 - 8/91	Front	57 275 01	1	60	520+680	
Transit 80, 100		86 - 8/91	Rear	58 275 01	1	60	685+685	
Transit 80, 100 SWB HEAVY DUTY		86 - 8/91	Rear	61 275 13	2+1	60	685+685	
Transit 120 SWB		86 - 8/91	Rear	61 275 13	2+1	60	685+685	
Transit 190A LWB		86 - 8/91	Rear	61 275 15	2+1	60	635+755	
Transit 80, 100		9/91 - 00	Rear	58 275 02	1	60	675+695	
Transit 80, 100 SWB HEAVY DUTY		8/91 - 00	Rear	61 275 06	2+1	60	675+695	
Transit 100L LWB		8/91 - 00	Rear	61 275 04	2+1	60	675+695	
Transit 120 SWB		8/91 - 00	Rear	61 275 06	2+1	60	675+695	
Transit 150L LWB		8/91 - 00	Rear	61 275 10	2+1	60	675+700	
Transit 150S SWB		8/91 - 00	Rear	61 275 11	2+1	60	675+700	
Transit 190 LWB & High-sided (single-rear wheels)		8/91 - 00	Rear	61 275 07	2+1	60	675+700	
Transit 190, 190EF LWB (twin-rear wheels)		8/91 - 00	Rear	61 275 08	2+1	60	680+700	
Transit 260 SWB (low / medium roof) FWD		99 -	Rear	58 275 03	1	60		
Transit 280 SWB (low / medium roof) FWD		99 -	Rear	58 275 04	1	60		
Transit 300 SWB (low / medium roof) FWD & RWD		99 -	Rear	61 275 18	2+1	60		
Transit 330 SWB (low / medium roof) RWD		99 -	Rear	61 275 18	2+1	60		
Transit 280 MWB (medium / high roof) FWD		99 -	Rear	61 275 26	2+1	60		
Transit 300 MWB (medium / high roof) FWD & RWD		99 -	Rear	61 275 26	2+1	60		
Transit 330 MWB (medium / high roof) RWD		99 -	Rear	61 275 21	2+1	60		
Transit 350 MWB (medium / high roof) RWD		99 -	Rear	61 275 22	2+1	60		
Transit 280 LWB (medium / high roof) RWD		99 -	Rear	61 275 24	2+1	60		
Transit 300 LWB (medium / high roof) FWD & RWD		99 -	Rear	61 275 24	2+1	60		
Transit 330 LWB (medium & high roof) RWD		99 -	Rear	61 275 23	2+1	60		
Transit 350 LWB (single-rear wheels, high roof)RWD		99 -	Rear	61 275 25	2+1	60		
Ranger								
Ranger		00 -	Rear	61 275 16	3+2	60		
ISUZU								
400								
Campo								
Campo 2WD Pickup		12/88 -	Rear	61 400 06	3+1	60	555+650	
Campo 4WD Pickup		12/88 -	Rear	61 400 07	3+1	60	550+650	
Euro								
Euro Midi Van 4WD		85 -	Rear	61 400 05	3+1	60	480+725	
Euro Midi Van	98170, 98270, 98570, 98670	88 - 96	Rear	61 400 04	3+1	60	550+650	
NPR								
NPR	575	88 -	Front	60 400 00	6	70	570+570	
NPR	575	88 -	Rear	61 400 03	5+6	70	625+625	
Trooper								
Trooper 2.3 Petrol	UBS16	1/87 - 12/88	Rear	61 400 00	3+1	60	550+650	
Trooper 2.6i Petrol SWB & LWB	UBS17	1/88 - 12/92	Rear	61 400 00	3+1	60	550+650	
Trooper 2.3DT	UBS52	1/87 - 12/88	Rear	61 400 01	3+1	60	550+650	
Trooper 2.8DT SWB & LWB	UBS55	8/87 - 12/92	Rear	61 400 01	3+1	60	550+650	
JEEP								
421								
Jeep Cherokee								
Jeep Cherokee	J10-20	76 - 85	Front	60 421 00	7	63	575+625	
Jeep Cherokee	J10-20	76 - 85	Rear	61 421 00	4+1	63	660+787	
Jeep Cherokee	XJ	84 - 97	Rear	61 421 02	4	63	584+730	

Make / Model	Type	Year	Front/Rear	Part No.	Build	Width mm	Length mm	Notes
MAZDA								554
Pick-up								
Pick-up	1800	78 - 85	Rear	61 554 01	6+1	60	530+670	
Pick-up 2.0L Petrol	B2000	1/85 - 96	Rear	61 554 02	5+2	60	530+670	
Pick-up 2.2L Diesel	B2200	1/86 - 96	Rear	61 554 02	5+2	60	530+670	
Pick-up 2.5L Diesel	B2500	87 -	Rear	61 554 03	5+2	60	530+670	
Pick-up 2.6L Petrol	B2600	87 -	Rear	61 554 03	5+2	60	530+670	
Van								
Van 2.2L Diesel	E2000 / E2200	1/85 - 10/96	Rear	61 554 04	3+2	60	550+650	
Van 2.0L Petrol	E2000 / E2200	1/85 - 10/96	Rear	61 554 04	3+2	60	550+650	
MERCEDES								568
Sprinter								
Sprinter 208, 212, 214	2.5 & 2.8 TON Capacity	5/95 -	Front	57 568 01	1	110	650+650	
Sprinter 308, 310, 312	3.5 TON Capacity	5/95 -	Front	57 568 02	2	110	650+650	
Sprinter 410, 412	4.6 TON Capacity	5/95 -	Front	57 568 03	2	110	650+650	
Sprinter 208CDi, 211CDi, 213CDi, 216CDi	2.8 TON Capacity	4/00 -	Front	57 568 01	1	110	650+650	
Sprinter 308CDi, 311CDi, 313CDi, 316CDi	3.5 TON Capacity	4/00 -	Front	57 568 02	2	110	650+650	
Sprinter 208, 212	2.8 TON Capacity	5/95 - 3/00	Rear	58 568 01	1	70	740+753	1)
Sprinter 308, 310, 312	2.5 TON Capacity	5/95 - 3/00	Rear	58 568 00	1	70	740+753	1)
Sprinter 308, 310, 312 Additional leaf	2.5 TON HEAVY DUTY	5/95 - 3/00	Rear	58 568 02	1	70	740+753	2)
Sprinter 308, 310, 312	3.5 TON Capacity	5/95 - 3/00	Rear	58 568 03	1+1	70	740+753	1)
Sprinter 410, 412	4.6 TON Capacity	5/95 - 3/00	Rear	58 568 04	1	70	740+750	1)
Sprinter 410, 412	4.6 TON Capacity	5/95 - 3/00	Rear	58 568 06	2+1	70	740+753	1)
Sprinter 410, 412	4.6 TON Capacity	5/95 - 3/00	Rear	58 568 05	1+1+1	70	740+740	1)
Sprinter 408CDi, 411CDi, 413CDi, 416CDi	4.6 TON Capacity	4/00 -	Rear	58 568 06	2+1	70	740+753	
Sprinter 308, 310, 312	Additional leaf	5/95 - 3/00	Rear	58 568 02	1	70	740+753	2)
Van								
Van 207, 208, 209, 210		10/77 - 86	Rear	61 568 02	2+1	60	740+810	
Van 307, 308, 309, 310		86 - 93	Rear	61 568 01	3+1	60	740+803	
1) Please check the build and length of the original part to ensure the correct leaf spring is selected.								
2) Additional leaf converting single leaf parabolic (58 568 00) to HEAVY DUTY option. Extra leaf comes complete with new U bolts.								
MITSUBISHI								592
L200								
L200 Pick-up 2.0L Petrol	K22T	1/87 - 12/94	Rear	61 592 06	4+2	70	510+695	
L200 Pick-up 2.5L Diesel	KT24T	1/88 - 12/96	Rear	61 592 06	4+2	70	510+695	
L200 Pick-up 2.5L Diesel Turbo	K24T	1/93 - 12/96	Rear	61 592 06	4+2	70	510+695	
L200 Pick-up 2.5L Diesel Turbo	K34T	6/95 - 12/96	Rear	61 592 06	4+2	70	510+695	
L200 Pick-up		1/97 -	Rear	61 592 08	4+2	70		
L300								
L300 Van RWD 2.5D	P05	1/87 -	Rear	61 592 05	2+1	70	520+685	
L300 Van RWD 2.0i	P03	8/94 -	Rear	61 592 05	2+1	70	520+685	
L300 Van 4WD 2.0, 2.4, 2.5D LWB		11/86 - /94	Rear	61 592 07	3+1	70	520+685	
Pajero								
Pajero 2.6L Petrol SWB	L042	1/83 - 12/91	Rear	61 592 00	3+1	70	520+685	
Pajero 2.5DT SWB	L044	1/87 - 12/89	Rear	61 592 00	3+1	70	520+685	
Pajero 2.3DT LWB	L048 / L049	1/83 - 12/86	Rear	61 592 02	5+1	70	520+685	
Pajero 2.6L , 2.5DT SWB HEAVY DUTY	L042 / L044	1/83 - 12/91	Rear	61 592 04	4+1	70	520+685	
Shogun								
Shogun 2.6L Petrol SWB	L042	1/83 - 12/91	Rear	61 592 00	3+1	70	520+685	
Shogun 2.5DT SWB	L044	1/87 - 12/89	Rear	61 592 00	3+1	70	520+685	
Shogun 2.3DT LWB	L048 / L049	1/83 - 12/86	Rear	61 592 02	5+1	70	520+685	
Shogun 2.6L , 2.5DT SWB HEAVY DUTY	L042 / L044	1/83 - 12/91	Rear	61 592 04	4+1	70	520+685	

Make / Model	Type	Year	Front/Rear	Part No.	Build	Width mm	Length mm	Notes
NISSAN								620
Cab Star								
Cab Star 1 Tonne Flat Back		92 -	Rear	61 620 13	3+2	70	1200	
Patrol								
Patrol	160	8/83 - 3/89	Front	60 620 01	4	60	550+550	
Patrol HEAVY DUTY	160	8/83 - 3/89	Front	60 620 02	4	60	550+550	
Patrol 2.8 Petrol , 3.3 Diesel SWB	260	4/89 - 1/93	Front	57 620 05	2	60	640+600	
Patrol 2.8 Petrol , 3.3 Diesel LWB	260	4/89 - 1/93	Front	57 620 06	3	60	650+600	
Patrol	160	8/83 - 3/89	Rear	61 620 03	4	60	610+825	
Patrol 2.8 Diesel, 2.8 Turbo Diesel, 3.2 Diesel SWB/LWB	260	4/89 - 1/93	Rear	61 620 11	5+2	60	800+620	
Pick-up								
Pick-up 1 Tonne 2WD 2.0, 2.4i, 2.5D	D21	9/85 -	Rear	61 620 01	2+2	60	605+605	
Pick-up 1 Tonne 4WD 2.4 Petrol	D21	1/86 - 8/92	Rear	61 620 00	2+2	60	565+625	
Pick-up 1 Tonne 4WD 2.5 & 2.7 Diesel	D21	10/87 - 12/98	Rear	61 620 00	2+2	60	565+625	
Pick-up 1 Tonne 4WD 2.4i Petrol	D21	8/92 - 12/94	Rear	61 620 00	2+2	60	565+625	
Serena								
Serena	C23M	93 -	Rear	61 620 05	3+1	60	505+615	
Urvan								
Urvan 2.0, 2.3 Diesel	E23	7/80 - 10/86	Rear	61 620 06	2+2	60	560+635	
Urvan 2.0 Petrol	E24	1/87 - 12/94	Rear	61 620 07	2+2	60	565+685	
Urvan 2.3 Diesel	E24	1/87 - 12/89	Rear	61 620 07	2+2	60	565+685	
Urvan 2.5 Diesel	E24	1/89 - 12/95	Rear	61 620 07	2+2	60	565+685	
Vanette								
Vanette 1.5 Petrol	C22	1/87 - 12/93	Rear	61 620 08	4	60	505+635	
Vanette 2.0 Diesel	C22	1/87 - 12/94	Rear	61 620 08	4	60	505+635	
Vanette CARGO	C23	94 -	Rear	61 620 12	4+1	60		
OPEL								634
Kadett								
Kadett E Combo		85 -	Rear	58 634 06	1	70	630+685	
Combo								
Combo		7/94 -	Rear	58 634 06	1	70	630+685	
Campo								
Campo 2.2 Diesel 2WD		1/88 - 12/90	Rear	61 634 02	3+1	60	555+650	
Campo 2.3 Petrol 2WD		1/88 - 12/94	Rear	61 634 02	3+1	60	555+650	
Campo 2.5 Diesel 2WD		1/90 - 7/94	Rear	61 634 02	3+1	60	555+650	
Campo 2.5 Turbo Diesel 2WD		8/94 - 3/02	Rear	61 634 02	3+1	60	555+650	
Campo 2.2 Diesel 4WD	TSF52	1/88 -	Rear	61 634 03	3+1	60	550+650	
Campo 2.3 Petrol 4WD	TSF16	1/88 -	Rear	61 634 03	3+1	60	550+650	
Frontera								
Frontera 2.3DT SWB		10/91 - 2/95	Rear	61 634 01	3+1	60	555+650	
Frontera 2.4i Petrol SWB		10/91 - 2/95	Rear	61 634 01	3+1	60	555+650	
Frontera 2.3DT LWB		10/91 - 2/95	Rear	61 634 00	3+1	60	550+650	
Frontera 2.4i Petrol LWB		2/91 - 2/95	Rear	61 634 00	3+1	60	550+650	
PEUGEOT								667
J5								
J5 Van	10, 13, 14	9/81 - 2/94	Rear	61 667 01	2+2	63	650+650	
<i>Peugeot continues...</i>								

Make / Model	Type	Year	Front/Rear	Part No.	Build	Width mm	Length mm	Notes
<i>Peugeot continued</i>								
Boxer								
Boxer 1000	230	3/94 -	Rear	58 667 01	1	80	715+715	
Boxer 1400	231	3/94 -	Rear	58 667 02	1	80	715+715	
Boxer 1800	232	3/94 -	Rear	58 667 03	1	80	715+715	
Boxer 1000, 1400, 1800 HEAVY DUTY	230, 231, 232	3/94 -	Rear	58 667 04	2	80	715+715	
RENAULT 792								
Master								
Master	T35	81 -	Rear	61 729 00	2+1	70	690+690	
Traffic								
Traffic (except T5B, models 107, 123, 145)	T1,T2, T3, T4, T5	81 - 3/89	Rear	58 729 00	1	70	635+635	
SUZUKI 889								
Jeep								
Jeep	SJ410	82 - 90	Front	60 889 00	3	50	465+465	
Jeep	SJ410	82 - 90	Rear	61 889 00	3+1	50	500+500	
Jeep	SJ413	85 -	Rear	61 889 02	3+1	50	500+500	
Samurai								
Samurai		85	Rear	61 889 02	3+1	50	500+500	
Super Carry								
Super Carry Pick-up	SK410K	1/86 - 12/94	Rear	61 889 01	3+1	50	500+500	
Super Carry Van	SK410V	1/86 - 12/94	Rear	61 889 01	3+1	50	500+500	
TALBOT 895								
Express								
Express J5 Van	10, 13, 14	9/81 - 2/94	Rear	61 895 00	2+2	63	650+650	
TOYOTA 925								
Corolla								
Corolla	KE/CE70	8/79 - 5/83	Rear	61 925 02	3+2	50	530+680	
Dyna								
Dyna	BU20	85 -	Front	60 925 00	7	70	555+555	
Dyna	BU85	85 -	Front	60 925 01	6+2	70	555+555	
Dyna	100	85 -	Rear	61 925 03	2+2	60	535+675	
Hi-Ace								
Hi-Ace	RH20, 25, 30, 32 LH20-30	77 - 82	Rear	61 925 05	3+2	60	535+675	
Hi-Ace 2.4L Diesel	LH61	1/84 - 12/89	Rear	61 925 06	3+1	60	535+670	
Hi-Ace 2.0L Petrol	YH61	1/84 - 12/89	Rear	61 925 06	3+1	60	535+670	
Hi-Ace 2.4L Diesel Compact Van	LH102	8/94 - 12/95	Rear	61 925 07	3+1+1	60	530+670	
Hi-Ace 2.4L Diesel	LH112	1/89 - 12/95	Rear	61 925 07	3+1+1	60	530+670	
Hi-Ace 2.0L Petrol	RZH112	1/89 - 8/93	Rear	61 925 07	3+1+1	60	530+670	
Hi-Lux								
Hi-Lux Pick-up 4WD Left side	LN46/60/65/67/70/110 LNB80, RM36	79 - 12/88	Front	60 925 04	4	60	580+580	1)
Hi-Lux Pick-up 4WD Right side	LN46/60/65/67/70/110 LNB80, RM36	79 - 12/88	Front	60 925 03	4	60	580+580	1)
Hi-Lux Pick-up & Kingcab Left side	LN105	1/89 - 8/97	Front	60 925 12	5	60	580+580	1)
Hi-Lux Pick-up & Kingcab Right side	LN105	1/89 - 8/97	Front	60 925 14	5	60	580+580	1)
<i>Toyota continues...</i>								

Make / Model	Type	Year	Front/Rear	Part No.	Build	Width mm	Length mm	Notes
<i>Toyota continued</i>								
Hi-Lux Pick-up 4WD	LN65	79 - 12/88	Rear	61 925 08	4+2	60	525+685	
Hi-Lux Pick-up 2WD	RN50/55/LN50/51/55/56	8/85 - 7/94	Rear	61 925 22	3+2	60	535+670	
Hi-Lux Pick-up & Kingcab 2.4L Diesel	LN105	1/89 - 8/97	Rear	61 925 18	4+3	60	520+690	
Hi-Lux Pick-up 2.2L Petrol	YN106	1/89 - 7/94	Rear	61 925 18	4+3	60	520+690	
Hi-Lux Pick-up 4WD	LNB80, LN70, LN110	1/89 - 8/97	Rear	61 925 26	3+1	60	560+740	
Hi-Lux Pick-up 4WD HEAVY DUTY	LNB80, LN70, LN110	1/89 - 8/97	Rear	61 925 09	4+1	60	560+740	
Hi-Lux Pick-up & Double Cab 2.4D	LN165	8/97 -	Rear	61 925 27	4+2	60	540+755	
Landcruiser								
Landcruiser	BJ42	81 -	Front	60 925 05	6	70	555+600	1)
Landcruiser	BJ45	81 -	Front	60 925 06	7	70	600+500	1)
Landcruiser	HJ45	84 -	Front	60 925 07	7	70	500+605	1)
Landcruiser	HJ60	1/81 - 12/90	Front	60 925 08	6	70	555+555	1)
Landcruiser	BJ73	84 - 89	Front	60 925 11	6	70	590+560	1)
Landcruiser	BJ75	84 - 89	Front	60 925 10	5	70	590+560	1)
Landcruiser	BJ42	81 -	Rear	61 925 10	6	70	505+610	
Landcruiser	BJ45	81 -	Rear	61 925 11	6	70	500+600	
Landcruiser	HJ45	84 -	Rear	61 925 12	6+3	70	675+660	
Landcruiser	HJ60	80 - 12/90	Rear	61 925 13	5+1	70	575+650	1)
Landcruiser	HJ60	- 87	Rear	61 925 16	8	70	560+640	1)
Landcruiser	HJ61	80 - 89	Rear	61 925 25	7	70	560+640	
Landcruiser	BJ73-75	84 - 89	Rear	61 925 14	4+2	70	610+725	
Landcruiser	BJ75	84 - 89	Rear	61 925 15	6+2	70	600+600	
Lite Ace								
Lite Ace	CM35, CM36, KM36	10/85 - 1/92	Rear	61 925 17	2+1	60	530+670	1)
Lite Ace	CM35, CM36, KM36	10/85 - 1/92	Rear	61 925 21	3+2	60	530+670	1)
1) Please check the build and length of the original part to ensure the correct leaf spring is selected.								

VAUXHALL

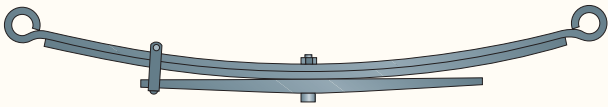
946

Astra								
Astra Max Van		85 -	Rear	58 946 06	1	70	630+685	
Corsa								
Corsa Combo		7/94 -	Rear	58 946 06	1	70	630+685	
Brava								
Brava 2.2 Diesel 2WD		1/88 - 12/90	Rear	61 946 00	3+1	60	555+650	
Brava 2.3 Petrol 2WD		1/88 - 12/94	Rear	61 946 00	3+1	60	555+650	
Brava 2.5 Diesel 2WD		1/90 - 7/94	Rear	61 946 00	3+1	60	555+650	
Brava 2.5 Turbo Diesel 2WD		8/94 - 3/02	Rear	61 946 00	3+1	60	555+650	
Brava 2.2 Diesel 4WD	TSF52	1/88 -	Rear	61 946 01	3+1	60	550+650	
Brava 2.3 Petrol 4WD	TSF16	1/88 -	Rear	61 946 01	3+1	60	550+650	
Frontera								
Frontera 2.3DT SWB		10/91 - 2/95	Rear	61 946 03	3+1	60	555+650	
Frontera 2.4i Petrol SWB		10/91 - 2/95	Rear	61 946 03	3+1	60	555+650	
Frontera 2.3DT LWB		10/91 - 2/95	Rear	61 946 02	3+1	60	550+650	
Frontera 2.4i Petrol LWB		2/91 - 2/95	Rear	61 946 02	3+1	60	550+650	
Bedford								
Bedford Midi 1.8L Van		1/85 - 12/88	Rear	61 946 04	3+1	60	550+650	
Bedford Midi 2.0L Diesel Van		1/85 - 12/88	Rear	61 946 04	3+1	60	550+650	
Bedford Midi 2.0L Euro-Van		1/88 - 12/94	Rear	61 946 04	3+1	60	550+650	
Bedford Midi 2.0L DT Euro-Van		1/88 - 12/94	Rear	61 946 04	3+1	60	550+650	
Bedford Midi 2.2L Diesel Euro-Van		1/88 - 12/94	Rear	61 946 04	3+1	60	550+650	
Bedford Midi 2.4L DT Van		1/95 - 12/97	Rear	61 946 04	3+1	60	550+650	
Bedford Midi 2.0L Euro-Van 4WD		1/88 - 12/94	Rear	61 946 04	3+1	60	550+650	
Bedford Midi 2.2L Diesel Euro-Van 4WD		1/88 - 12/94	Rear	61 946 04	3+1	60	550+650	
Bedford Rascal Van		83 - 93	Rear	61 946 05	3+1	50	500+500	

Make / Model	Type	Year	Front/Rear	Part No.	Build	Width mm	Length mm	Notes
VOLKSWAGEN								950
Caddy								
Caddy	Van	83 - 92	Rear	58 950 00	1+1+1	60	668+640	
LT								
LT28	Van	75 - 85	Rear	61 950 01	2+1	60	560+655	1)
LT31	Van	75 - 85	Rear	61 950 01	2+1	60	560+655	1)
LT31	Van	75 - 85	Rear	61 950 02	5+1	60	560+655	1)
LT31	Van	86 - 96	Rear	61 950 03	3+1	60	640+720	
LT35	Van	75 - 85	Rear	61 950 01	2+1	60	560+655	
LT35	Van	86 - 96	Rear	61 950 03	3+1	60	640+720	
LT35	Van	97 -	Rear	58 950 01	1	70	740+753	
LT45	Van	86 - 96	Rear	61 950 03	3+1	60	640+720	
Taro								
Taro	Pick-up	89 - 97	Rear	61 950 05	3+1	60	560+740	
Taro HEAVY DUTY	Pick-up	89 - 97	Rear	61 950 06	4+1	60	560+740	
1) Please check the build and length of the original part to ensure the correct leaf spring is selected.								

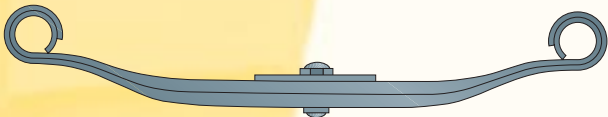
Lesjöfors	OEM	Lesjöfors	OEM	Lesjöfors	OEM	Lesjöfors	OEM
57 275 01	86VB5310CB	60 925 03	48110-35170	61 421 02	52000545	61 925 22	48210-35830
57 275 02	76VB5310KA	60 925 04	48110-35100	61 554 02	VB7128101A	61 925 27	48210-35880
57 568 01	9013200601	60 925 08	48110-60161	61 554 04	SH0528L10A	61 946 00	424382
57 568 02	9033200001	60 925 12	48110-35230	61 568 01	602.320.3106	61 946 01	424381
57 568 03	9043200401	60 925 14	48110-35230A	61 568 02	601.320.2106	61 946 02	91142083
57 620 06	54010-G9805	61 142 20	15153865	61 592 00	MB339051	61 946 03	91140061
58 156 01	5102A8	61 156 00	4478130	61 592 02	DMX411903	61 946 04	91122032
58 156 02	5102C0	61 191 00	48210-87628	61 592 04	MB339052	61 946 05	91125012
58 156 03	5102CI	61 191 02	48240-87632	61 592 05	MB584027	61 950 01	281511151G
58 261 01	5102A8	61 191 04	48210-87658	61 592 06	MB515307	61 950 03	291511191
58 261 02	5102C0	61 191 05	48200-87556	61 592 08	MR353079		
58 261 03	5102CI	61 191 06	48210-87659	61 620 00	5502035G00		
58 275 00	81EB5560AB	61 261 00	130.635.7080	61 620 01	5502015G00		
58 275 01	86VB5560AB	61 275 00	74EB5560CC	61 620 03	55020G9802		
58 275 02	95VB5560AB	61 275 02	88PB5560AD	61 620 05	55020-86800		
58 275 03	YC15560CD	61 275 04	95VB5560SA	61 620 06	55020-15N20		
58 275 04	YC15560BJ	61 275 06	95VB5560GA	61 620 07	55020-15N20		
58 275 19	95AB5560SA	61 275 07	95VB5560MA	61 620 08	5502Y9502		
58 275 20	91AB5560LE	61 275 08	95VB5560RA	61 620 12	550207C000		
58 568 00	9033200406	61 275 10	95VB5560HA	61 620 13	55020-S1438		
58 568 01	9023201106	61 275 11	95VB5560DA	61 634 00	91142083		
58 568 03	9033200606	61 275 13	86VB5560NB	61 634 01	91140061		
58 568 04	9043200806	61 275 15	86VB5560FE	61 634 02	424382		
58 568 05	9043200506	61 275 18	YC15560HE	61 634 03	424381		
58 568 06	9043200706	61 275 21	YC15560SF	61 667 01	4478130		
58 634 06	90222241	61 275 22	YC15560MK	61 889 00	41310-80010		
58 667 01	5102A8	61 275 23	YC15560BF	61 889 01	41310-85120		
58 667 02	5102C0	61 275 24	YC15560GL	61 889 02	41310-80020		
58 667 03	5102CI	61 275 25	YC15560ZG	61 895 00	4478130		
58 729 00	7700745896	61 275 26	YC15560HF	61 925 06	48210-26620		
58 946 06	90222241	61 400 00	944386450	61 925 07	48210-26260		
58 950 00	147511151B	61 400 01	944040990	61 925 08	48210-35450		
60 191 00	48110-87630 H/D	61 400 04	91122032	61 925 13	48210-60240		
60 191 03	48110-87630	61 400 06	424382	61 925 17	48210-27310		
60 889 00	41110-83001	61 400 07	424381	61 925 18	48210-35670		

Multi-Leaf Spring



- The multi-leaf, leaf spring is more commonly used on: 4x4 vehicle's and passenger cars
- The Build of the leaf spring refers to the number of leaves used in the spring
- Occasionally some multi-leaf, leaf springs are produced with a helper (auxiliary) spring, the function of this helper spring is, to stop the spring from becoming inverted, during load.
- Where an application is listed as having a build shown as 3+1, the +1 refers to the number of helper (auxiliary) springs.

Parabolic Leaf Spring



- Now the preferred designed spring by vehicle manufacturers.
- Parabolic leaf springs are made from spring material specially rolled out to form a taper.
- The parabolic leaf spring is usually made up of one single leaf. Although additional leaves may be used.
- The parabolic design means a spring can be made to perform the same tasks of a multi-leaf spring, but with a fraction of the weight.

Spring designs

 Open the flap

A high quality product



LESJÖFORS

Distributor:

AUTOMOTIVE DIVISION

CENTRE AUTOMOTIVE DIVISION:

LESJÖFORS AUTOMOTIVE AB

Rådjursvägen 8, SE-352 45 Växjö, Sweden

Tel: +46 (0)470-70 72 80 • Fax: +46 (0)470-70 72 99

E-mail: info.auto@lesjoforsab.com • Website: <http://www.lesjoforsab.com>

DISTRIBUTION CENTRES

LESJÖFORS NORTH AMERICA INC.

7424 Trade Street
San Diego CA 92121, USA
Tel: +1 85 89 35 01 00
Fax +1 85 83 48 34 60

LESJÖFORS AUTOMOTIVE LTD

Warhurst Road, Lowfields Business Park,
Elland, West Yorkshire HX5 9DF, England
Tel: +44 (0)1422-370 770
Fax: +44 (0)1422-377 233
E-mail: info.automotive@lesjoforsab.com

LESJÖFORS SPRINGS GMBH

Sporbecker Weg 7
DE-58089 Hagen, Germany
Tel: +49 (0)2331 93 26 71
Fax: +49 (0)2331 93 26 73
E-mail: sales.de@lesjoforsab.com